

800/801/802/803 Series

Panel Mount Enclosed Fuse Holders



Additional Information



Resources
800 Series



Resources
801 Series



Resources
802 Series



Resources
803 Series



Accessories
800 Series



Accessories
801 Series



Accessories
802 Series



Accessories
803 Series



Samples
800 Series



Samples
801 Series



Samples
802 Series



Samples
803 Series

Agency Approvals

Agency	Part Number					
	800	800 01	800-25	801	802	803 01
Agency File Number						
	122016*	123336**	N/A	N/A	N/A	6914**
	E70164*					
	47574*	47574**	N/A	47574*	47574**	
	N/A	N/A	J 50594683	N/A	N/A	N/A

* - Certification includes both 815 and 816 caps
** - Certification includes 816 cap only

Product Characteristics

Series	800	800 01 800-25	801/802	803 01
Compatible Fuses	5x20mm 6.3x32mm	6.3x32mm	5x20mm 6.3x32mm	6.3x32mm
Materials	Holder/Cap: Black Thermoplastic, UL94 V-0			Clamp spring: non-corrosion metal, untreated
	Metal Parts: Copper alloy, corrosion protected			
Electrical Data (23°C)	Terminals: Solderable, tinned			
	Rated Voltage: 250V	Rated Voltage: 500V	Rated Voltage: 250V	Rated Voltage: 500V
	Rated Current: 6.3A (800+815-VDE) 10A (800+816-VDE) 16A (UL/CSA)	Rated Current: 10A (800+816 - VDE) 16A (UL) 10A (800-25 +816-TUV) 16A (UL)	Rated Current: 16A (UL/CSA)	Rated Current: 10A (VDE) 16A (UL/CSA)
	Rated Power: 2.5W (VDE)			Rated Power: 4W (VDE)
Mounting	12.7mm diameter D-hole or double D-hole Admissible torque on plastic hex nut is 1.2Nm			Pluggable with clamping spring in 12.7mm diam eter D-hole (panel of 0.75mm - 3 mm)
Terminals	Solderable or 4.8mm quick connect-fits 0.5mm tab			
Electronic Shock Protection	PC2 (IEC 60127-6)			
Ingress Protection	IP 40 (IEC 60529)			
Operating Temperature	-25°C to +70°C			
Climatic Test	-25°C/+70°C/21 days (IEC 60068-2-1...3)			
Stock Conditions	+10°C to +60°C relative humidity ≤ 75% yearly average, without dew, maximum value for 30 days - 95%			
Vibration Resistance	24 cycles at 15 min. each (IEC 60068-2-6) 10 - 60Hz at 0.75mm amplitude 60 - 2000Hz at 10g acceleration			NA
Contact Resistance	≤ 5mΩ			
Dielectric Strength	> 1.5 kV			
Impulse Voltage	4 kV, 50 Hz, 1 min., dry			
Insulation Resistance	> 103 MΩ (500 VDC, 1 min.)			
Solderability	235°C, 3 sec. (Wave) 350°C, 1 sec. (Soldering Iron)		235°C, 2 sec. (Wave) 350°C, 1 sec. (Soldering Iron)	235°C, 2 sec. (Wave) 350°C, 3 sec. (Soldering Iron)
	Solder Heat Resistance: 260°C, 5 sec. (IEC 60068-2-20)			
Min. Cross Section	Conductor - 2.5mm ²			
Marking	800, 250V, Approvals	800 01, 500V, Approvals 800 25, 500V, Approvals	Series, 250V, Approvals	803, 500V, Approvals
Unit Weight	4.7g (Holder) 2.5g (Cap)		5.0g (801/802) 2.5g (815/816)	4.9g (803) 2.0g (816)

Note: Refer to [Fuseology](#) for information on proper fuseholder re-rating

Ordering Information

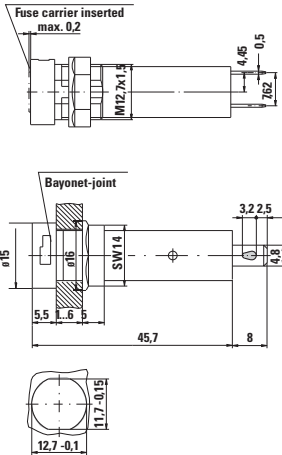
Holders	80000000005	80000000105 80000002505	80100000005 80200000005	80300000105
Caps	For 5x20mm fuse: 81500000005 For 6.3x32mm fuse 81600000005			
Packaging	Bulk 100 Pcs all items listed above			

800/801/802/803 Series

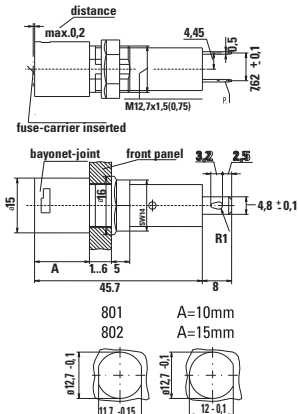
Panel Mount Enclosed Fuse Holders

Dimensions (millimeters)

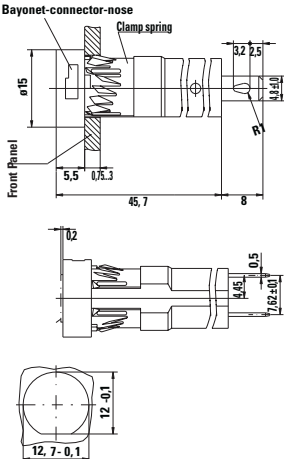
800/800 01 Series



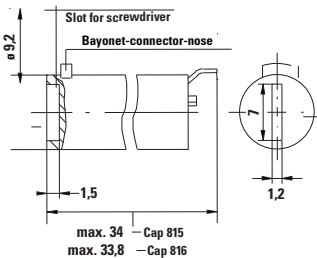
801/802 Series



803 01 Series



815/816 Cap



Disclaimer Notice - Information furnished is believed to be accurate and reliable. However, users should independently evaluate the suitability of and test each product selected for their own applications. Littelfuse products are not designed for, and may not be used in, all applications. Read complete Disclaimer Notice at: www.littelfuse.com/disclaimer-electronics.

